

Metriso[®] 3000 – TEST-KIT (Part No.: 7100.3000.MK)

- Suitable for resistance to ground and point-to-point resistance measurements according to IEC 61340-4-1 Ed. 2.0 and IEC 61340-2-3
- Suitable for measuring the electrical resistance of footwear and flooring in combination with a person according to IEC 61340-4-5.
- Integrated data logger for 50.000 test values and USB communication port for data transmission
- Clip-on humidity and temperature sensors
- Report generating software "ETS" for data acquisition, recording and managing. A complete test report can be generated and archived.
- Menu driven measurement with ESD test point selection and automatic limit value allocation.
- A barcode scanner can be used to identify test points before testing
- Low ohmic measurement range 1Ω - 10kΩ to measure the resistance of grounded objects
- Built-in 10 MΩ test resistor to check the instrument before use
- Special guard socket reduces distortion at high value resistance measurements
- Includes two Probes Model 850 according to IEC 61340-4-1 Ed. 2.0 / IEC 61340-2-3 and a handheld probe according to IEC 61340-4-5



Clip-on humidity and temperature sensor



Probe Model 850



Probe Model 45

Technical Information

Page 2 of 4

Part No.: 7100.3000.MK



◆ Untere Gießwiesen 21 ◆ 78247 Hilzingen ◆ Tel.: +49-7731-86880 ◆ Fax: +49-7731-868830

Technical data:

Test voltage: DC 10V, 100V, 500V
Test range
Resistance: 1Ω to 1,2TΩ
Temperature: -10°C to +70°C
Humidity: 10% to 90%
Operation: Battery operated or with rechargeable batteries
Probes: 2 x Model 850
1 x Handheld probe Model 45
Size: 225 x 130 x 140 mm (WxHxD)
Weight: 1,4 kg

Supplied with:

- Digital high resistance tester Metriso 2000
- USB cable
- Software "ETC" on CD-ROM
- Humidity and temperature sensor
- 2 Probes Model 850 acc. to IEC 61340-4-1 /2-3
- 1 Handheld probe Model 45 acc. to IEC 61340-4-5
- Connecting cables
- Conductive carrying case
- User's Manual in German / English / French

Technical specifications

Meas. Qty.	U _M ²	Range	Measuring Range	Resolution	Intrinsic Error ¹	Measuring Uncertainty	Overload Capacity
R _{ESD}	10 V 100 V 500 V 3 3	100 k	1.0 kΩ ... 9.99 kΩ	0.01 k	±(5% rdg. + 3 d)	±(7% rdg. + 3 d)	500 V AC/DC TRMS
		100 k	10.0 kΩ ... 99.9 kΩ	0.1 k	±(5% rdg. + 3 d)	±(7% rdg. + 3 d)	
		1 M ⁴	100 kΩ ... 999 kΩ	1 k	±(5% rdg. + 3 d)	±(7% rdg. + 3 d)	
		10 M	1.00 MΩ ... 9.99 MΩ	10 k	±(5% rdg. + 3 d)	±(7% rdg. + 3 d)	
		100 M	10.0 MΩ ... 99.9 MΩ	100 k	±(5% rdg. + 3 d)	±(7% rdg. + 3 d)	
		1 G	100 MΩ ... 999 MΩ	1 M	±(5% rdg. + 3 d)	±(7% rdg. + 3 d)	
		10 G	1.00 GΩ ... 9.99 GΩ	10 M	±(5% rdg. + 3 d)	±(10% rdg. + 3 d)	
		100 G	10.0 GΩ ... 99.9 GΩ	100 M	±(8% rdg. + 3 d)	±(10% rdg. + 3 d)	
1 T	100 GΩ ... 999 GΩ	1 G	±(25% rdg. + 5 d)	±(50% rdg. + 20 d)			
U AC/DC		100 V	10.0 V ... 99.9 V	0.1 V	±(2.5% rdg. + 3 d)	±(5% rdg. + 3 d)	500 V AC/DC TRMS
		500 V	100 V ... 499 V	1 V			
R	Display range as of 01.0 Ω	100 Ω	1.0 ... 99.9 Ω	0.1 Ω	±(2.5% rdg. + 3 d)	±(5% rdg. + 3 d)	500 V AC/DC TRMS
		1 kΩ	100 ... 999 Ω	1 Ω			
		10 kΩ	1.00 ... 9.99 kΩ	10 Ω			

Power supply, battery life expectancy:

The instrument is supplied including the batteries (8 x 1,5 V mignon cells)
Battery life is about 3000 measurements at R_{ESD} with one set of rechargeable batteries.
(With 5 sec. from one measurement until automatic shutdown of the measuring procedure)

- ▶ 1 year limited warranty
- ▶ Recommended calibration interval: 2 years

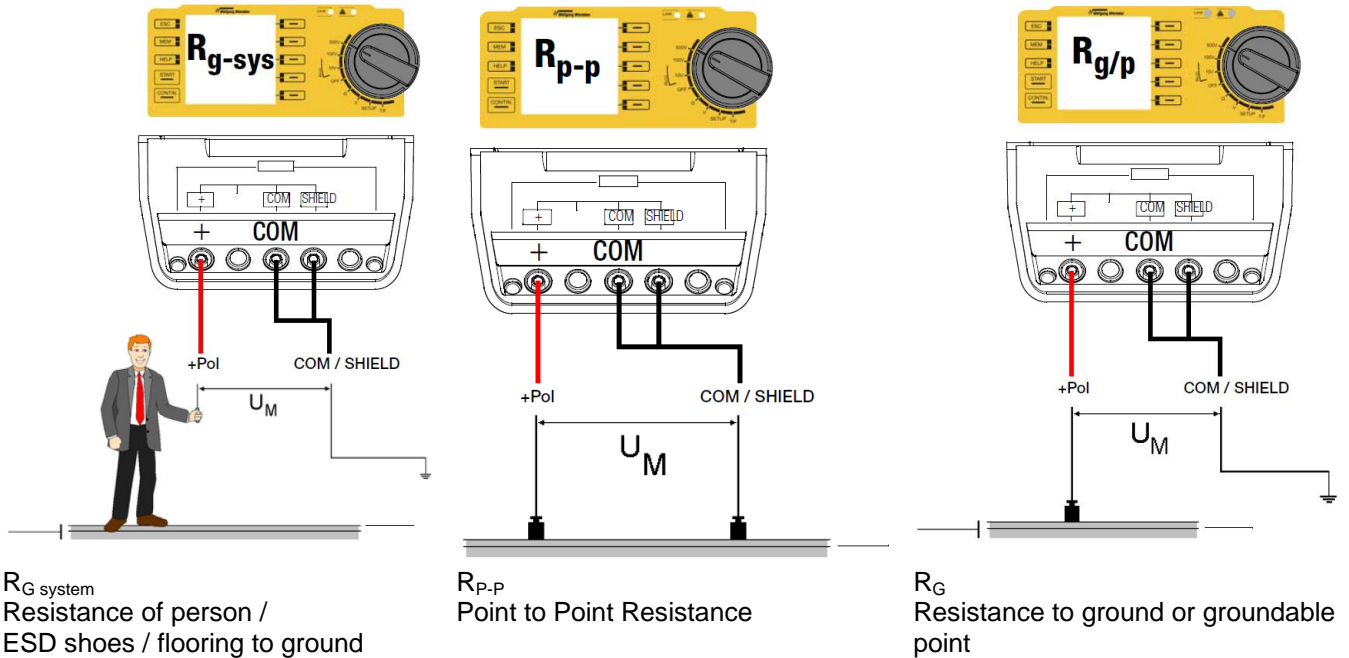
Technical Information

Page 3 of 4

Part No.: 7100.3000.MK

◆ Untere Gießwiesen 21 ◆ 78247 Hilzingen ◆ Tel.: +49-7731-86880 ◆ Fax: +49-7731-868830

Possible measurements with the MetrISO 3000 Test-Kit



Accessories (optional):

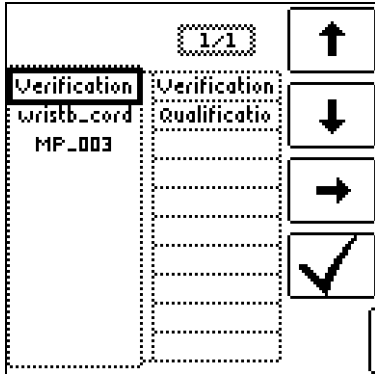


Part No.
7100.3000.SC.2D
1D/2D Barcode Scanner



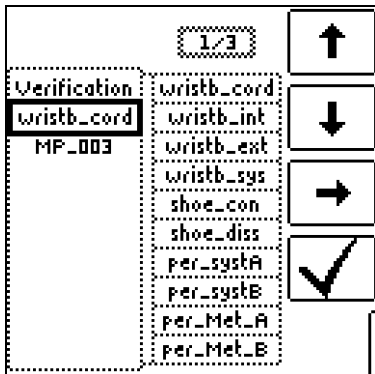
Part No.
7100.2000.TR50
50m Cable reel with unroll
handle for floor
measurement

Menu driven Measurement



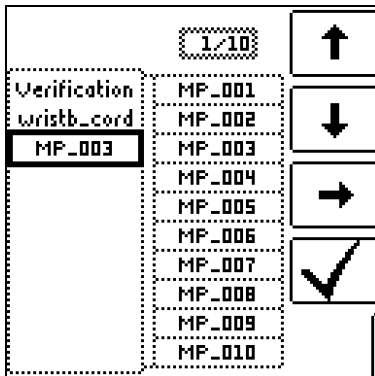
1. Measurement type selection

Select *Qualification* or *Verification* for the ESD control element



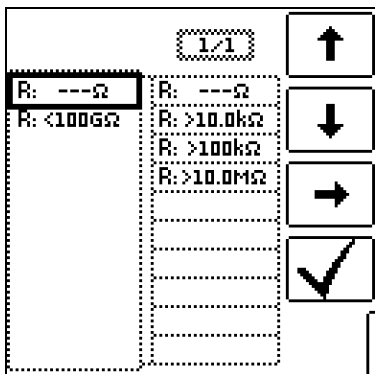
2. ESD control element selection

Example: Wrist strap.
The upper limits are already predefined in the instrument.



3. Number of measurements

Enter the amount of measurements.



4. Lower Limit

If required, a *lower* limit value can be entered.